

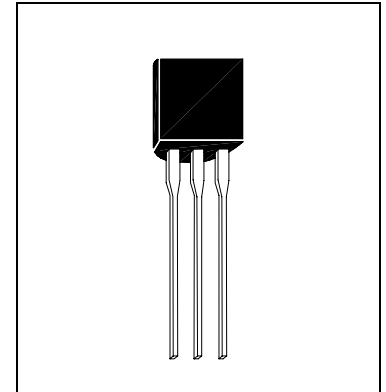


HSB764

PNP EPITAXIAL PLANAR TRANSISTOR

Description

Voltage regulator, Relay driver, electrical equipment application.



Absolute Maximum Ratings

- Maximum Temperatures
 Storage Temperature -55 ~ +150 °C
 Junction Temperature +150 °C Maximum
- Maximum Power Dissipation
 Total Power Dissipation (Ta=25°C) 900 mW
- Maximum Voltages and Currents (Ta=25°C)
 VCBO Collector to Base Voltage -60 V
 VCEO Collector to Emitter Voltage -50 V
 VEBO Emitter to Base Voltage -5 V
 IC Collector Current -1 A

Characteristics (Ta=25°C)

Symbol	Min.	Typ.	Max.	Unit	Test Conditions
BVCBO	-60			V	IC=-100uA, IE=0
BVCEO	-50			V	IC=-1mA, IB=0
BVEBO	-5			V	IE=-10uA, IC=0
ICBO			-1	uA	VCB=-50V, IE=0
IEBO			-1	uA	VEB=-4V, IC=0
*VCE(sat)			-700	mV	IC=-500mA, IB=-50mA
*VBE(sat)			-1.2	V	IC=-500mA, IB=-50mA
*hFE1	60		320		VCE=-2V, IC=-50mA
*hFE2	30				VCE=-2V, IC=-1A
fT		150		MHz	VCE=-10V, IC=-50mA
Cob		20		pF	VCB=-10V, IE=0, f=1MHz

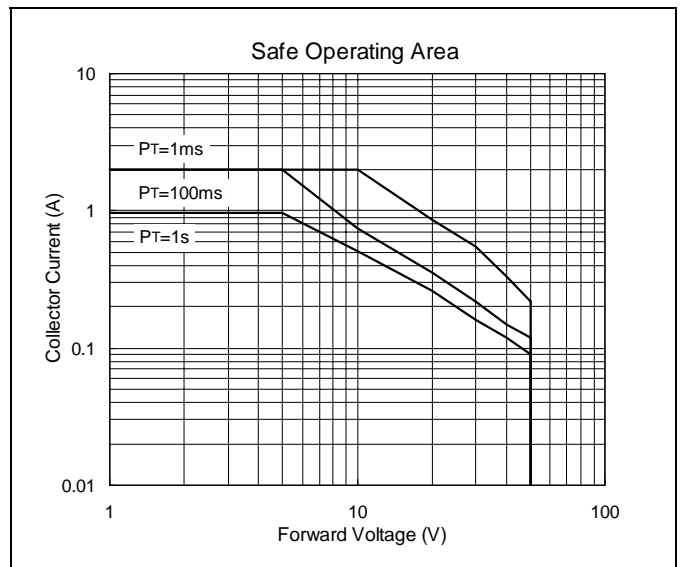
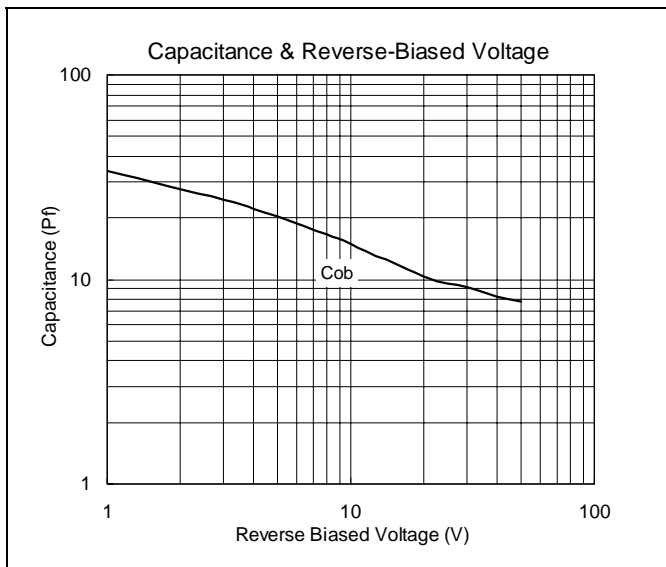
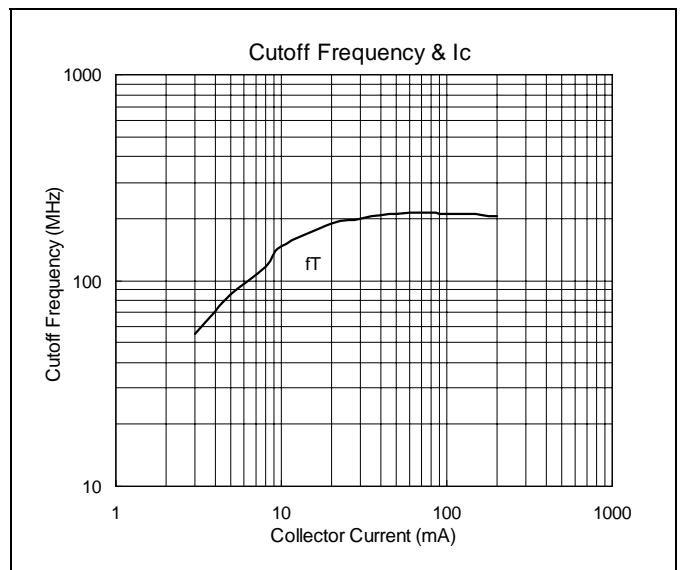
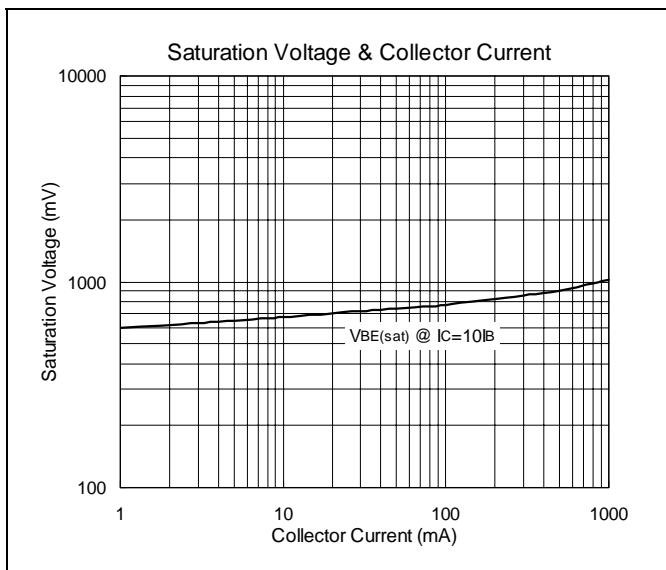
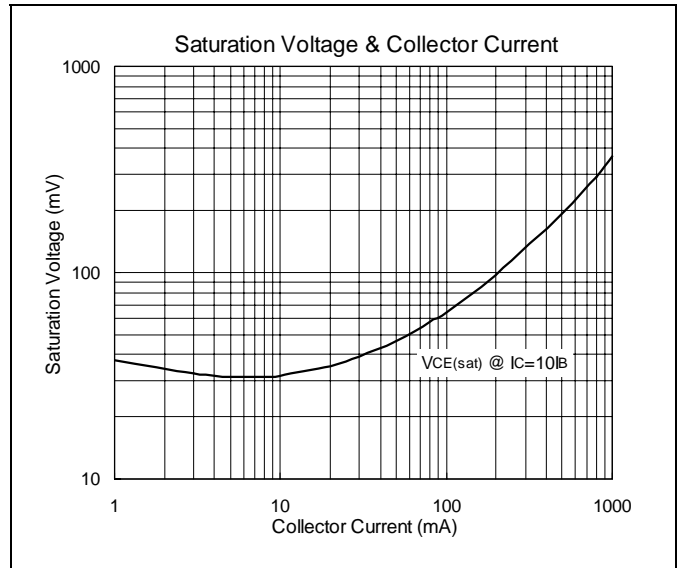
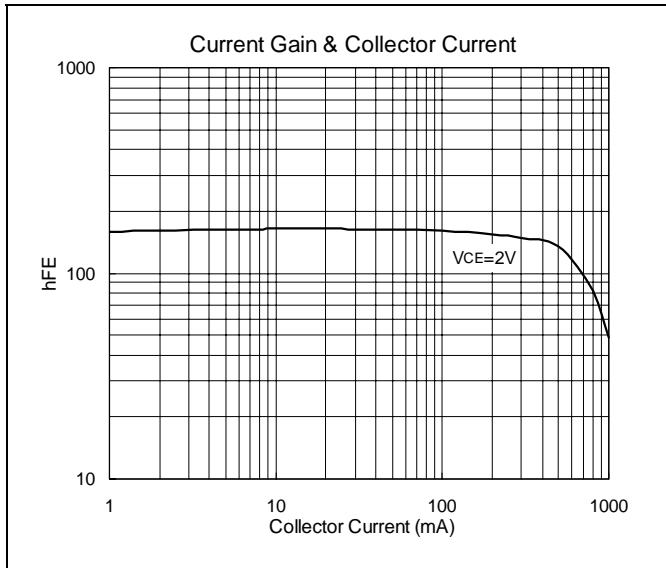
*Pulse Test : Pulse Width ≤380us, Duty Cycle≤2%

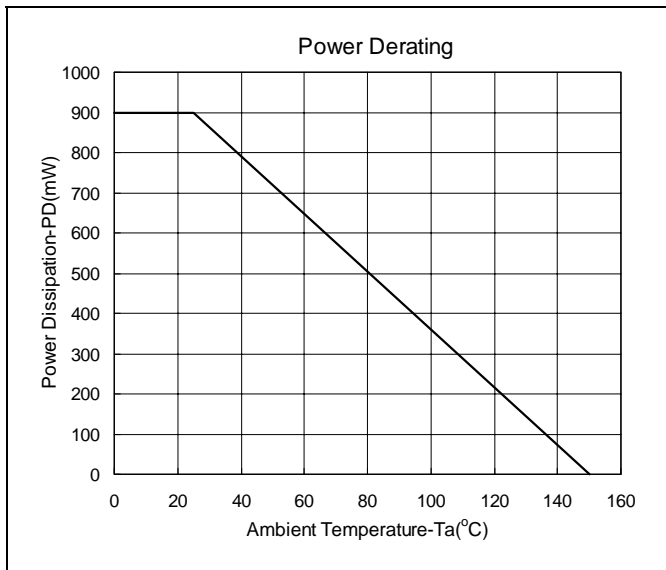
Classification of hFE1

Rank	D	E	F
Range	60-120	100-200	160-320



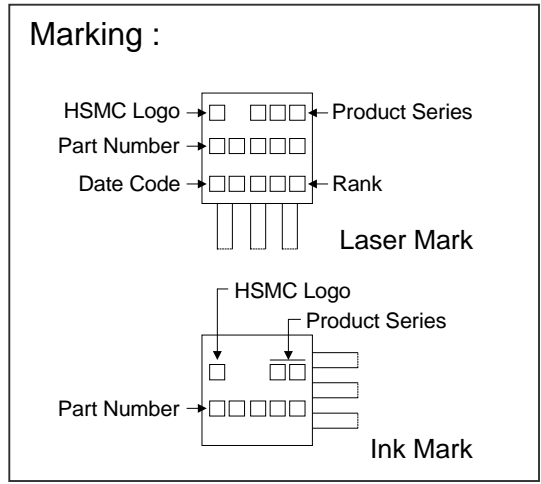
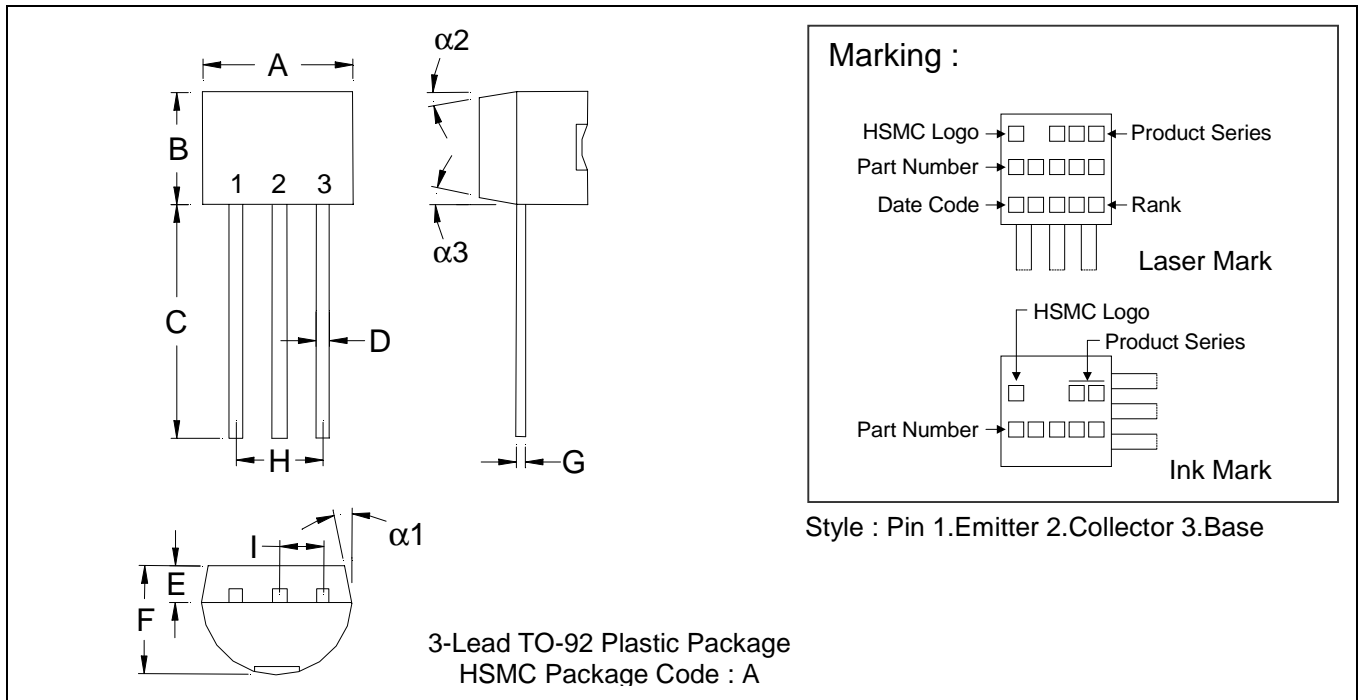
Characteristics Curve







TO-92 Dimension



Style : Pin 1. Emitter 2. Collector 3. Base

*:Typical

DIM	Inches		Millimeters		DIM	Inches		Millimeters	
	Min.	Max.	Min.	Max.		Min.	Max.	Min.	Max.
A	0.1704	0.1902	4.33	4.83	G	0.0142	0.0220	0.36	0.56
B	0.1704	0.1902	4.33	4.83	H	-	*0.1000	-	*2.54
C	0.5000	-	12.70	-	I	-	*0.0500	-	*1.27
D	0.0142	0.0220	0.36	0.56	α1	-	*5°	-	*5°
E	-	*0.0500	-	*1.27	α2	-	*2°	-	*2°
F	0.1323	0.1480	3.36	3.76	α3	-	*2°	-	*2°

Notes : 1.Dimension and tolerance based on our Spec. dated Apr. 25,1996.
 2.Controlling dimension : millimeters.
 3.Maximum lead thickness includes lead finish thickness, and minimum lead thickness is the minimum thickness of base material.
 4.If there is any question with packing specification or packing method, please contact your local HSMC sales office.

Material :

- Lead : 42 Alloy ; solder plating
- Mold Compound : Epoxy resin family, flammability solid burning class:UL94V-0

Important Notice:

- All rights are reserved. Reproduction in whole or in part is prohibited without the prior written approval of HSMC.
- HSMC reserves the right to make changes to its products without notice.
- **HSMC semiconductor products are not warranted to be suitable for use in Life-Support Applications, or systems.**
- HSMC assumes no liability for any consequence of customer product design, infringement of patents, or application assistance.

Head Office And Factory :

- **Head Office** (Hi-Sincerity Microelectronics Corp.) : 10F.,No. 61, Sec. 2, Chung-Shan N. Rd. Taipei Taiwan R.O.C.
 Tel : 886-2-25212056 Fax : 886-2-25632712, 25368454
- **Factory 1** : No. 38, Kuang Fu S. Rd., Fu-Kou Hsin-Chu Industrial Park Hsin-Chu Taiwan. R.O.C
 Tel : 886-3-5983621~5 Fax : 886-3-5982931
- **Factory 2** : No. 17-1, Ta-Tung Rd., Fu-Kou Hsin-Chu Industrial Park Hsin-Chu Taiwan. R.O.C
 Tel : 886-3-5977061 Fax : 886-3-5979220